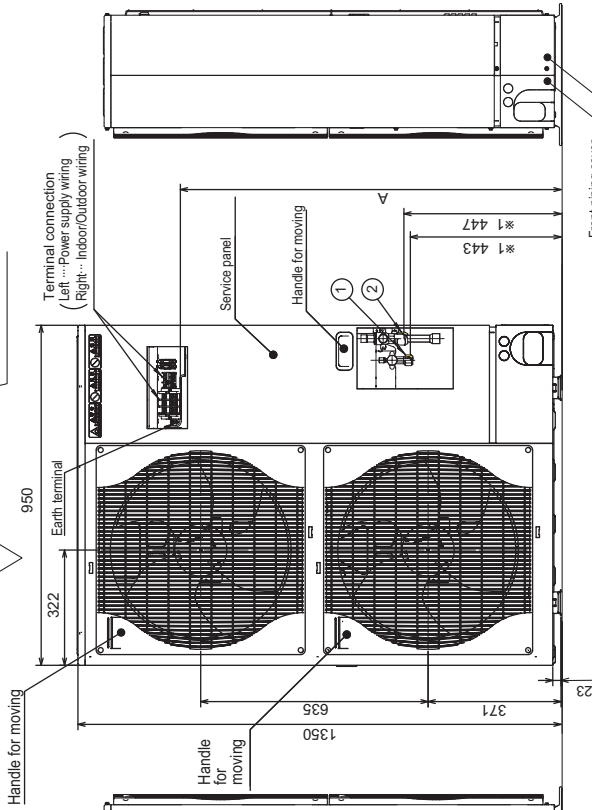
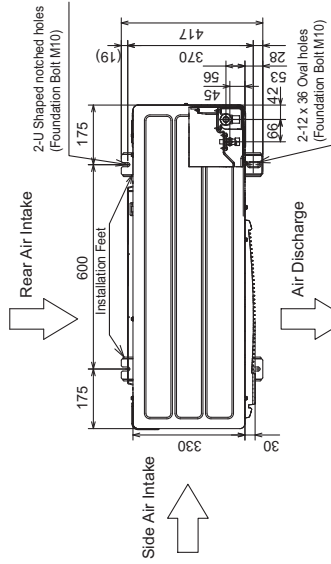


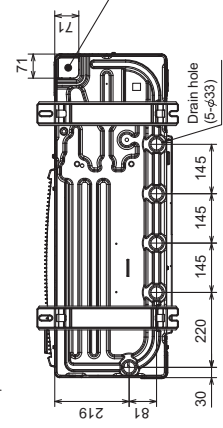
**A.8.1 OUTLINES AND DIMENSIONS**  
**A.8.1.1 INVERTER MODELS Heat pump type**

- 1. PUAZ-HRP•HA2
- PUHZ-HRP71VHA2
- PUHZ-HRP100VHA2
- PUHZ-HRP100YHA2
- PUHZ-HRP125YHA2

Unit : mm



A	1,079	930
HRP-VHA2		
HRP-YHA2		



**1 FREE SPACE (Around the unit)**  
 The diagram below shows a basic example. Explanation of particular details is given in the installation manuals etc.

**2 SERVICE SPACE**  
 Dimensions of space needed for service access are shown in the below diagram.

**3 FOUNDATION BOLTS**  
 Please secure the unit firmly with 4 foundation (M10) bolts. (Bolts and washers must be purchased locally.)

**4 PIPING-WIRING DIRECTIONS**  
 Piping and wiring connections can be made from 4 directions: front, right, rear and below.

**Example of Notes**

- ①---Refrigerant GAS pipe connection (FLARE)φ15.88(5/8 inch)
- ②---Refrigerant LIQUID pipe connection (FLARE)φ9.52(3/8 inch)
- \*1 ---Indication of STOP VALVE connection location.

**Piping Knockout Hole Details**

